

## Use scope

The C20 R1 A industrial scale range has been designed to perfectly adapt to your environment and use conditions. It offers the main weighing applications with simple ergonomics.

Its modular presentation enables it to be located easily. The indicator can be linked to the platform, with or without column, tabletop or wall fitted.

All functions of the i20 indicator are available and the user will appreciate the ergonomics of simple or elaborate applications.

## General description

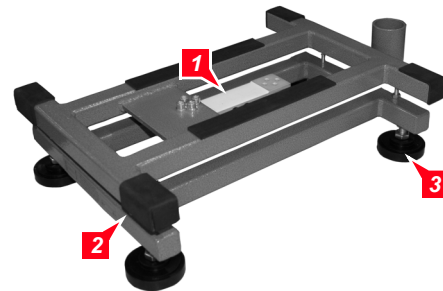
### Indicator

- ▼ 304L IP 66 protection embossed stainless steel.
- ▼ Supplied with universal support for tabletop, wall or column mounting.
- ▼ Touch keyboard.
- ▼ FSC-LCD colour new technology screen:
  - Weight display: seven 25-mm high characters.
  - Additional information : ten 8-mm characters.
  - Secondary units: 3 characters.
- ▼ Application: simple weighing, counting, +/- check, formulation, calculation.
- ▼ RS 232 connection for printer, reference scale for sampling or remote display.

### Load receptor

The load receptor that is IP 54 protected comes in 4 dimensions:

- ▼ 200 x 200 mm: 3, 6 and 15 kg
- ▼ 400 x 300 mm: 30 and 60 kg
- ▼ 500 x 400 mm: 60 and 150 kg
- ▼ 600 x 450 mm: 150 and 300 kg



1. Load cell.
2. Painted steel structure.
3. Adjustable legs.

The load receptor is fitted with a stainless steel platform in standard.

### Certification

- ▼ Metrology: CE LNE type 23948 certification.
- ▼ Electromagnetic Compatibility: compliant with the requirements of the 2004/108/CE Directive.
- ▼ Low Voltage: compliant with the requirements of the 2006/95/CE Directive.

## Models available

Range	d	200 x 200	400 x 300	500 x 400	600 x 450	LT
3 kg	1 g	●	×	×	×	M
6 kg	1 g	●	×	×	×	×
6 kg	2 g	●	×	×	×	M
15 kg	5 g	●	×	×	×	M
30 kg	2 g	×	●	×	×	×
30 kg	10 g	×	●	×	×	M
60 kg	5 g	×	●	●	×	×
60 kg	20 g	×	●	●	×	M
150 kg	10 g	×	×	●	●	×
150 kg	50 g	×	×	●	●	M
300 kg	20 g	×	×	×	●	×
300 kg	100 g	×	×	×	●	M

## Technical features

### Dimensions

#### ▼ Load receptor

Models	Platform (L x p)	Height		Centre-to-centre distance between legs	Weight
		Minimal	Maximal		
200 x 200	200 x 200 mm	85 mm	95 mm	170 x 160 mm	5 kg
400 x 300	400 x 300 mm	95 mm	120 mm	355 x 220 mm	8 kg
500 x 400	400 x 400 mm	110 mm	125 mm	440 x 315 mm	11 kg
600 x 450	600 x 450 mm	150 mm	165 mm	535 x 370 mm	18 kg

#### ▼ Indicator (L x h x d): 252 x 148 x 58 mm

### Electrical features

#### ▼ Power supply:

- Mains voltage ..... 90 - 230 V
- Frequency ..... 50 / 60 Hz
- Consumption ..... 14 W

#### ▼ Power supply by integrated accumulator block (option)

- Autonomy\* ..... 16 - 48 h
- Loading time:
  - from 0 to 100 % ..... 8 h
  - from 80 to 100 % ..... 4 h




\* Depending on the adjustment of the backlighting.

### Environment

#### ▼ Temperature range

- Operation ..... - 10 °C / + 40 °C
- Storage ..... - 20 °C / + 65 °C

## Options

Battery	Data back-up	Communication	Logical inputs/outputs	Mounting kits
▼ Internal battery and plug-gable power supply cable (length 3 m) 	▼ Back-up on µSD card <ul style="list-style-type: none"> <li>• Alibi memory (DSD)</li> <li>• Parameter and file storage</li> </ul> 	▼ USB for connection to a PC ▼ 2 <sup>nd</sup> RS 232 / RS 485 connection ▼ Ethernet	Input/output interface (with galvanic insulation) ▼ Input: 2 8 to 30 V DC channels ▼ 4-channel 48 V/100 mA output:	▼ On platform  ▼ Columns ▼ Panel-mounting <ul style="list-style-type: none"> <li>• Dimensions: 252 x 148 mm</li> <li>• Thickness: 10 mm max.</li> </ul>

### Your specialist

Illustrations not contractual. Precia-Molen reserves the right to alter the characteristics of the equipment described in this brochure at any time.

**PRECIA-MOLEN Headquarters & Factory**  
 BP 106 - 07000 Privas - France  
 Tel. 33 (0) 475 664 600  
 Fax 33 (0) 475 664 330  
 E-MAIL webmaster@preciamolen.com

RCS: 386 620 165 RCS Aubenas

  
**PRECIA  
 MOLEN™**  
 WORLDWIDE WEIGHING