



Use scope

The C20 R1-S industrial scale range has been designed to perfectly adapt to your environment and use conditions. It offers the main weighing applications with sophisticated ergonomics. Fully in stainless steel and IP 66 protected, it meets the most recent hygiene and cleaning requirements.

Its modular presentation enables it to be located easily. The indicator can be linked to the platform, with or without column, tabletop or wall fitted.

All functions of the i20 indicator are available and the user will appreciate the ergonomics of simple or elaborate applications.

General description

Indicator

- ▼ 304L IP 66 protection embossed stainless steel.
- ▼ Supplied with universal support for tabletop, wall or column mounting.
- ▼ Touch keyboard.
- ▼ FSC-LCD colour new technology screen:
 - Weight display: seven 25-mm high characters.
 - Additional information : ten 8-mm characters.
 - Secondary units: 3 characters.
- ▼ Application: simple weighing, counting, +/- check, formulation, calculation.
- ▼ RS 232 connection for printer, reference scale for sampling or remote display.

Load receptor

The load receptor that is in 304L stainless steel and IP 66 protected comes in 5 dimensions:

- ▼ 325 x 225 mm: 3, 6 and 15 kg
- ▼ 400 x 400 mm: 30, 60 and 150 kg
- ▼ 500 x 400 mm: 30, 60 and 150 kg
- ▼ 600 x 600 mm: 60 and 150 kg
- ▼ 800 x 600 mm: 60, 150 and 300 kg

Certification

- ▼ Metrology: CE LNE type 23948 certification.
- ▼ Electromagnetic Compatibility: compliant with the requirements of the 2004/108/CE Directive.
- ▼ Low Voltage: compliant with the requirements of the 2006/95/CE Directive.

Available models

Range*	d	HR	325 x 225	400 x 400	500 x 400	600 x 600	800 x 600	LT
3 kg	1 g	0.1 g	●	×	×	×	×	M
6 kg	2 g	0.2 g	●	×	×	×	×	M
15 kg	5 g	0.1 g	●	×	×	×	×	M
30 kg	10 g	1 g	×	●	●			M
60 kg	20 g	2 g	×	●	●	●	●	M
150 kg	50 g	5 g	×	●	●	●	●	M
300 kg	100 g	10 g	×	×	×	×	●	M

* The 300 kg/100 g model has been fitted with a load cell with reinforced protection.

Technical features

Dimensions

▼ Load receptor

Models	Platform (L x p)	Height		Centre-to-centre distance between legs	Weight
		Minimal	Maximal		
325 x 225	325 x 225 mm	83 mm	99 mm	265 x 165 mm	4,4 kg
400 x 400	400 x 400 mm	104 mm	112 mm	346 x 330 mm	10 kg
500 x 400	500 x 400 mm	104 mm	112 mm	346 x 330 mm	12 kg
600 x 600	600 x 600 mm	149 mm	155 mm	530 x 508 mm	34 kg
800 x 600	800 x 600 mm	135 mm	160 mm	680 x 535 mm	43 kg

▼ Indicator (L x h x d): 252 x 148 x 58 mm

Electrical features

▼ Power supply:

- Mains voltage 90 - 230 V
- Frequency 50 / 60 Hz
- Consumption 1.4 W

▼ Power supply by integrated accumulator block (option)

- Autonomy* 16 - 48 h
- Loading time:
 - from 0 to 100 % 8 h
 - from 80 to 100 % 4 h

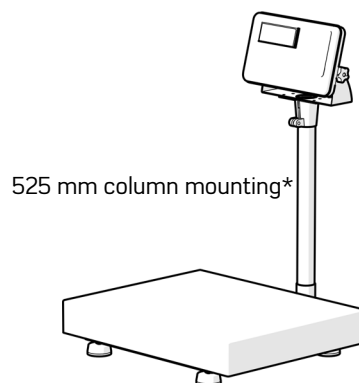
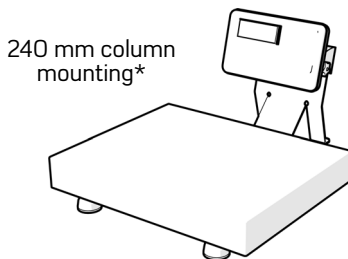
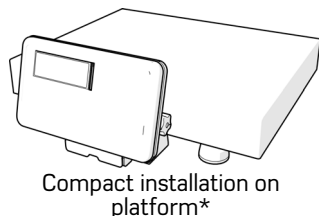
* Depending on the adjustment of the backlighting.

Environment

▼ Temperature range




- Operation - 10 °C / + 40 °C
- Storage - 20 °C / + 65 °C

Installation



* Mounting accessories optional.

Options

Battery	Data back-up	Communication	Logical inputs/outputs	Mounting kits
<p>▼ Internal battery and plug-gable power supply cable (length 3 m)</p> 	<p>▼ Back-up on µSD card</p> <ul style="list-style-type: none"> • Alibi memory (DSD) • Parameter and file storage 	<p>▼ USB for connection to a PC</p> <p>▼ 2nd RS 232 / RS 485 connection</p> <p>▼ Ethernet</p>	<p>Input/output interface (with galvanic insulation)</p> <p>▼ Input: 2 8 to 30 V DC channels</p> <p>▼ 4-channel output: 48 V/100 mA</p>	<p>▼ On platform</p>  <p>▼ Columns</p> <p>▼ Panel-mounting</p> <ul style="list-style-type: none"> • Dimensions: 252 x 148 mm • Thickness: 10 mm max.

Your specialist

Illustrations not contractual. Precia-Molen reserves the right to alter the characteristics of the equipment described in this brochure at any time.

PRECIA-MOLEN Headquarters & Factory
 BP 106 - 07000 Privas - France
 Tel. 33 (0) 475 664 600
 Fax 33 (0) 475 664 330
 E-MAIL webmaster@preciamolen.com

RCS: 386 620 165 RCS Aubenas

